



Location: ACL1 - City Hall

Report on 24-hour TSP monitoring

Action Level ($\mu\text{g}/\text{m}^3$) - 163
 Limit Level ($\mu\text{g}/\text{m}^3$) - 260

Date	Sampling Time	Weather Condition	Filter paper no.	Filter Weight, g		Elapse Time, hr		Sampling Time, hr	Flow Rate, m^3/min			Total Volume, m^3	TSP Level, $\mu\text{g}/\text{m}^3$
				Initial	Final	Initial	Final		Initial, Q_{si}	Final, Q_{sf}	Average		
29-Apr-19	08:00	Fine	ACL1_24hr_141177	2.6870	2.7429	5468.87	5492.87	24.00	0.86	0.86	0.86	1237	45.2
04-May-19	08:00	Rainy	ACL1_24hr_000100	2.7167	2.8751	5495.87	5519.87	24.00	0.87	0.87	0.87	1250	126.7
10-May-19	08:00	Cloudy	ACL1_24hr_000008	2.7158	2.7907	5522.87	5546.87	24.00	0.93	0.93	0.93	1336	56.1
16-May-19	08:00	Cloudy	ACL1_24hr_141057	2.6649	2.7094	5549.87	5573.87	24.00	0.85	0.85	0.85	1226	36.3
22-May-19	08:00	Cloudy	ACL1_24hr_141214	2.6896	2.7837	5576.87	5600.87	24.00	0.86	0.86	0.86	1240	75.9
28-May-19	08:00	Rainy	ACL1_24hr_141231	2.7019	2.7543	5603.87	5627.87	24.00	0.99	0.99	0.99	1426	36.8

Report on 1-hour TSP monitoring

Action Level ($\mu\text{g}/\text{m}^3$) - 460
 Limit Level ($\mu\text{g}/\text{m}^3$) - 500

Date	Sampling Time	Weather Condition	Filter paper no.	Filter Weight, g		Elapse Time, hr		Sampling Time, hr	Flow Rate, m^3/min			Total Volume, m^3	TSP Level, $\mu\text{g}/\text{m}^3$
				Initial	Final	Initial	Final		Initial, Q_{si}	Final, Q_{sf}	Average		
30-Apr-19	08:25	Fine	ACL1_1hr_1_140965	2.7681	2.7681	5492.87	5493.87	1.00	0.86	0.86	0.86	51	<0.1
30-Apr-19	10:05	Fine	ACL1_1hr_2_140982	2.7434	2.7434	5493.87	5494.87	1.00	0.86	0.86	0.86	51	<0.1
30-Apr-19	14:15	Fine	ACL1_1hr_3_141054	2.6787	2.6809	5494.87	5495.87	1.00	0.86	0.86	0.86	51	42.8
06-May-19	08:35	Rainy	ACL1_1hr_1_000093	2.6789	2.6805	5519.87	5520.87	1.00	0.87	0.87	0.87	52	30.7
06-May-19	10:30	Rainy	ACL1_1hr_2_000088	2.7101	2.7112	5520.87	5521.87	1.00	0.87	0.87	0.87	52	21.1
06-May-19	13:00	Rainy	ACL1_1hr_3_000075	2.7240	2.7247	5521.87	5522.87	1.00	0.87	0.87	0.87	52	13.5
11-May-19	08:05	Cloudy	ACL1_1hr_1_000011	2.7244	2.7259	5546.87	5547.87	1.00	0.93	0.93	0.93	56	27.0
11-May-19	09:20	Cloudy	ACL1_1hr_2_000018	2.7136	2.7167	5547.87	5548.87	1.00	0.99	0.99	0.99	59	52.1
11-May-19	13:00	Cloudy	ACL1_1hr_3_000027	2.7260	2.7297	5548.87	5549.87	1.00	0.93	0.93	0.93	56	66.5
17-May-19	13:00	Cloudy	ACL1_1hr_1_141197	2.6871	2.6871	5573.87	5574.87	1.00	0.85	0.85	0.85	51	<0.1
17-May-19	14:30	Cloudy	ACL1_1hr_2_141204	2.7094	2.7094	5574.87	5575.87	1.00	0.85	0.85	0.85	51	<0.1
17-May-19	15:40	Cloudy	ACL1_1hr_3_141207	2.6801	2.6835	5575.87	5576.87	1.00	0.85	0.85	0.85	51	66.6
23-May-19	08:20	Rainy	ACL1_1hr_1_141218	2.6864	2.6882	5600.87	5601.87	1.00	0.86	0.86	0.86	52	34.9
23-May-19	09:58	Rainy	ACL1_1hr_2_141248	2.6992	2.7028	5601.87	5602.87	1.00	0.86	0.86	0.86	52	69.7
23-May-19	13:00	Rainy	ACL1_1hr_3_141239	2.7063	2.7063	5602.87	5603.87	1.00	0.86	0.86	0.86	52	<0.1
29-May-19	08:49	Rainy	ACL1_1hr_1_141186	2.7051	2.7061	5627.87	5628.87	1.00	0.86	0.86	0.86	52	19.3
29-May-19	10:05	Rainy	ACL1_1hr_2_141083	2.6639	2.6685	5628.87	5629.87	1.00	0.86	0.86	0.86	52	88.9
29-May-19	13:00	Rainy	ACL1_1hr_3_141075	2.6847	2.6874	5629.87	5630.87	1.00	0.86	0.86	0.86	52	52.2



Location: ACL2a - Contractor HK/2012/08 Site office

Report on 24-hour TSP monitoring
Action Level ($\mu\text{g}/\text{m}^3$) - 187.3
Limit Level ($\mu\text{g}/\text{m}^3$) - 260

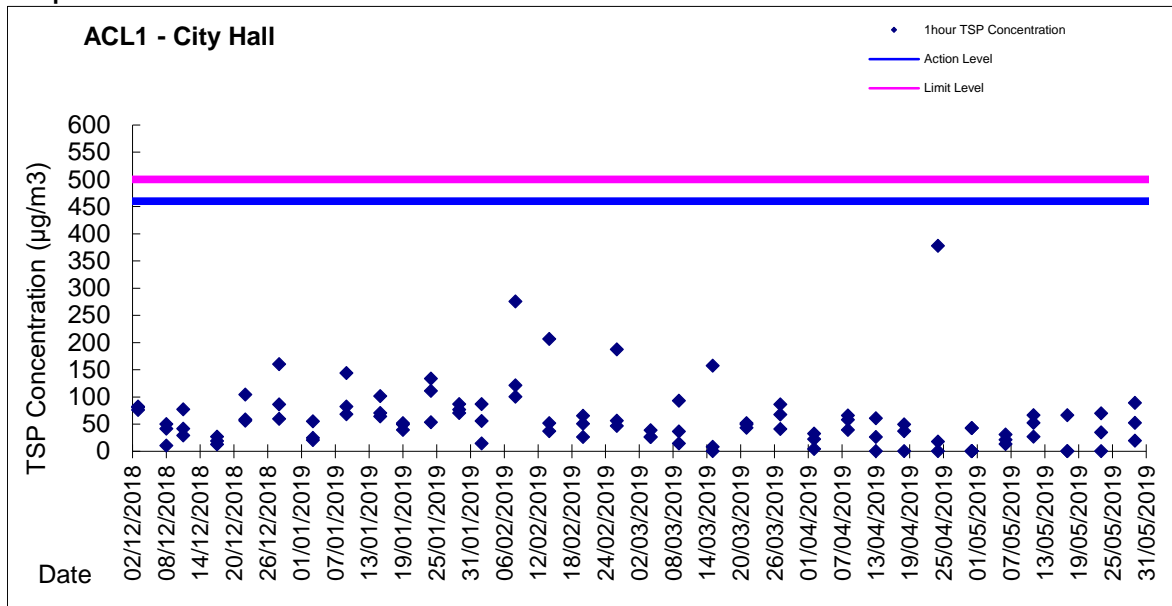
Date	Sampling Time	Weather Condition	Filter paper no.	Filter Weight, g		Elapse Time, hr		Sampling Time, hr	Flow Rate, m^3/min			Total Volume, m^3	TSP Level, $\mu\text{g}/\text{m}^3$
				Initial	Final	Initial	Final		Initial, Q_{si}	Final, Q_{sf}	Average		
29-Apr-19	08:00	Fine	ACL2a_24hr_141169	2.6883	2.7407	10692.39	10716.39	24.00	1.10	1.10	1.10	1586	33.0
04-May-19	08:00	Rainy	ACL2a_24hr_000004	2.7358	2.8401	10719.39	10743.39	24.00	1.11	1.11	1.11	1596	65.3
10-May-19	08:00	Cloudy	ACL2a_24hr_000062	2.7270	2.7814	10746.39	10770.39	24.00	1.11	1.10	1.10	1591	34.2
16-May-19	08:00	Cloudy	ACL2a_24hr_141058	2.6670	2.7206	10773.39	10797.39	24.00	1.10	1.10	1.10	1578	34.0
22-May-19	08:00	Cloudy	ACL2a_24hr_141208	2.7070	2.8014	10800.39	10824.39	24.00	1.10	1.10	1.10	1588	59.4
28-May-19	08:00	Rainy	ACL2a_24hr_141230	2.6960	2.7467	10827.39	10851.39	24.00	1.10	1.10	1.10	1589	31.9

Report on 1-hour TSP monitoring
Action Level ($\mu\text{g}/\text{m}^3$) - 300.1
Limit Level ($\mu\text{g}/\text{m}^3$) - 500

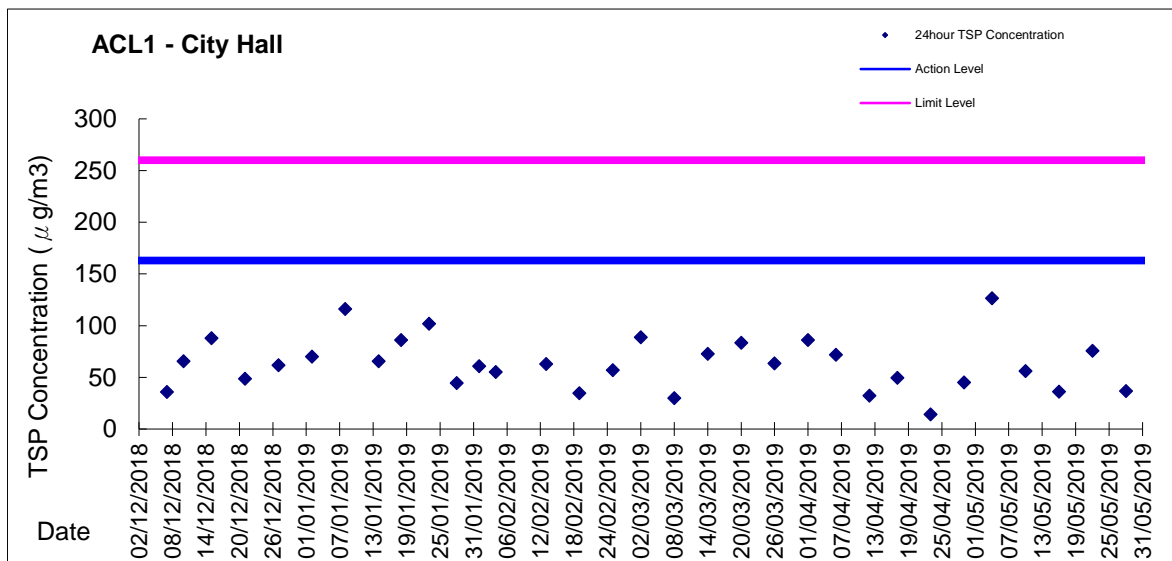
Date	Sampling Time	Weather Condition	Filter paper no.	Filter Weight, g		Elapse Time, hr		Sampling Time, hr	Flow Rate, m^3/min			Total Volume, m^3	TSP Level, $\mu\text{g}/\text{m}^3$
				Initial	Final	Initial	Final		Initial, Q_{si}	Final, Q_{sf}	Average		
30-Apr-19	08:51	Fine	ACL2a_1hr_1_140998	2.7690	2.7690	10716.39	10717.39	1.00	1.10	1.10	1.10	66	<0.1
30-Apr-19	09:56	Fine	ACL2a_1hr_2_140981	2.7517	2.7517	10717.39	10718.39	1.00	1.10	1.10	1.10	66	<0.1
30-Apr-19	13:00	Fine	ACL2a_1hr_3_141053	2.6681	2.6713	10718.39	10719.39	1.00	1.10	1.10	1.10	66	48.5
06-May-19	09:26	Rainy	ACL2a_1hr_1_000092	2.6868	2.6883	10743.39	10744.39	1.00	1.11	1.11	1.11	66	22.6
06-May-19	10:41	Rainy	ACL2a_1hr_2_000087	2.7211	2.7225	10744.39	10745.39	1.00	1.11	1.11	1.11	66	21.1
06-May-19	13:00	Rainy	ACL2a_1hr_3_000082	2.7220	2.7231	10745.39	10746.39	1.00	1.11	1.11	1.11	66	16.5
11-May-19	08:10	Cloudy	ACL2a_1hr_1_000056	2.7201	2.7246	10770.39	10771.39	1.00	1.10	1.10	1.10	66	67.9
11-May-19	09:45	Cloudy	ACL2a_1hr_2_000019	2.7048	2.7084	10771.39	10772.39	1.00	1.10	1.10	1.10	66	54.3
11-May-19	10:55	Cloudy	ACL2a_1hr_3_000025	2.7079	2.7120	10772.39	10773.39	1.00	1.10	1.10	1.10	66	61.9
17-May-19	08:30	Cloudy	ACL2a_1hr_1_141185	2.6987	2.6987	10797.39	10798.39	1.00	1.10	1.10	1.10	66	<0.1
17-May-19	09:33	Cloudy	ACL2a_1hr_2_141193	2.6846	2.6852	10798.39	10799.39	1.00	1.10	1.10	1.10	66	9.1
17-May-19	10:35	Cloudy	ACL2a_1hr_3_141188	2.6947	2.6949	10799.39	10800.39	1.00	1.10	1.10	1.10	66	3.0
23-May-19	08:40	Rainy	ACL2a_1hr_1_141219	2.6930	2.6953	10824.39	10825.39	1.00	1.10	1.10	1.10	66	34.8
23-May-19	10:40	Rainy	ACL2a_1hr_2_141246	2.6959	2.6973	10825.39	10826.39	1.00	1.10	1.10	1.10	66	21.2
23-May-19	13:00	Rainy	ACL2a_1hr_3_141238	2.7034	2.7034	10826.39	10827.39	1.00	1.10	1.10	1.10	66	<0.1
29-May-19	09:05	Rainy	ACL2a_1hr_1_141179	2.7095	2.7117	10851.39	10852.39	1.00	1.10	1.10	1.10	66	33.2
29-May-19	10:35	Rainy	ACL2a_1hr_2_141182	2.6871	2.6905	10852.39	10853.39	1.00	1.10	1.10	1.10	66	51.3
29-May-19	13:00	Rainy	ACL2a_1hr_3_141211	2.6914	2.6939	10853.39	10854.39	1.00	1.10	1.10	1.10	66	37.7



Graphic Presentation of 1 hour TSP Result

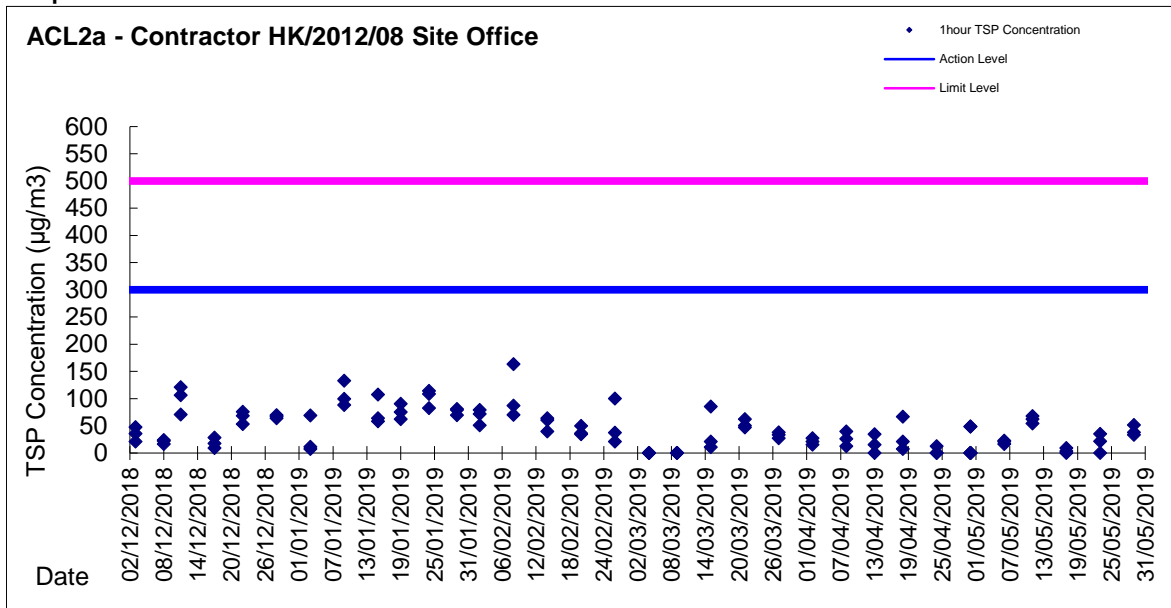


Graphic Presentation of 24 hour TSP Result





Graphic Presentation of 1 hour TSP Result



Graphic Presentation of 24 hour TSP Result

